



TD Greystone Real Estate LP Fund



\$24.7B (C\$) in Alternative Assets Under Management¹

Why Invest

- 30 years of managing Alternatives
- Relationship-driven investing with majority of acquisitions occurring off-market
- \$8.4 billion in projected future portfolio activity²
- Efficient cash management with no redemption fees

Investment Philosophy

- We believe over the long term, the income generated by real estate contributes 80% of the total return from the asset class
- TD Asset Management's investment philosophy is to seek to protect, grow and build the income streams of the Real Estate Strategy³
- We actively manage the Strategy with an income/income growth focus and multi-dimensional risk management

Key Characteristics

\$652.9M	15.0M	4,890	83.0%	92.0%	4.4%	29.0%
Gross Asset Value ⁴	Total Commercial Square Feet ⁵	Multi-unit Residential Units ⁵	Income-producing Properties	Core Occupancy ⁵	Same Property NOI Yield ^{5,6} (%)	Loan-to-Value

Our Investment Process




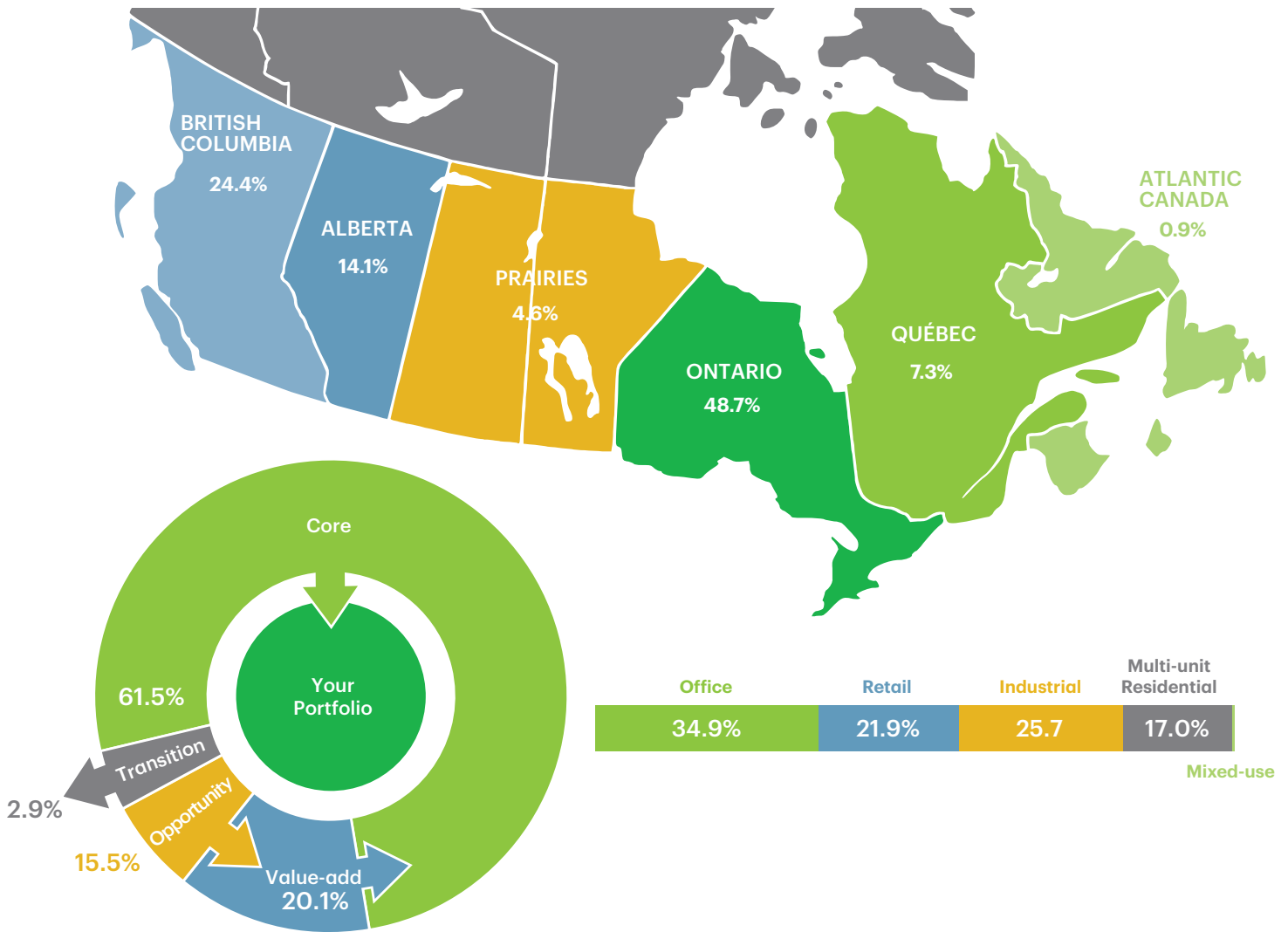
Core	Value-Add	Opportunity
Seek properties with stable, long-term income streams.	Seek income producing properties where there is an opportunity to grow income streams and enhance asset value.	Seek development or significant redevelopment assets that will transform into core income producing properties.
		
TELUS Garden Office - Vancouver	1383-1389 Sainte-Catherine St. W Retail - Montréal	Sugar Wharf Office - Toronto

Figure 1: % Returns as at Dec 31, 2019	Annualized			
	1 Yr	2 Yrs	3 Yrs	Since Apr-15
Real Estate LP Fund	7.5	6.5	7.3	6.1
Standard Deviation ¹				2.2

May be subject to rounding. C\$. Includes cash. Gross of investment management fees. ¹ Calculated using monthly returns.

¹ Real Estate, Mortgages & Infrastructure (Alternatives) includes committed and awarded capital. As at December 31, 2019. ² At the Strategy level. The TD Greystone Real Estate Strategy is comprised of the TD Greystone Real Estate Fund Inc., TD Greystone Real Estate LP Fund and segregated accounts. Projections as at Jan 20, 2020. No assurance that predicted model will be achieved. ³ Comprised of the TD Greystone Real Estate Fund Inc., TD Greystone Real Estate LP Fund and segregated accounts. ⁴ Gross asset value excludes cash. No fee charged for cash held in the fund. Includes committed and invested capital as at December 31, 2019. ⁵ As at Sep 30, 2019. ⁶ At the Strategy Level. Net Operating Income (NOI) for properties held over one-year period ending Sep 30, 2019.

Diversification Profile⁶



Contact us to find out how TDAM can bring new thinking to your most important challenges.
[1-888-834-6339](tel:1-888-834-6339) | inst.info@tdam.com | tdaminstitutional.com

⁶ As at December 31, 2019.

Numbers may not add due to rounding. The information contained herein has been provided by TD Asset Management Inc. and is for information purposes only. The information has been drawn from sources believed to be reliable. Graphs and charts are used for illustrative purposes only and do not reflect future values or future performance of any investment. The information does not provide financial, legal, tax or investment advice. Particular investment, tax, or trading strategies should be evaluated relative to each individual's objectives and risk tolerance. All products contain risk. Important information about the pooled fund is contained in their offering circular, which we encourage you to read before investing. Please obtain a copy. The indicated rates of return are the historical annual compounded total returns of the funds including changes in unit value and reinvestment of all distributions. Yields, investment returns and unit values will fluctuate for all funds. All performance data represent past returns and are not necessarily indicative of future performance. Pooled Fund units are not deposits as defined by the Canada Deposit Insurance Corporation or any other government deposit insurer and are not guaranteed by The Toronto-Dominion Bank. Investment strategies and current holdings are subject to change. TD Pooled Funds are managed by TD Asset Management Inc. TD Asset Management Inc. is a wholly-owned subsidiary of The Toronto-Dominion Bank. All trademarks are the property of their respective owners. ® The TD logo and other trade-marks are the property of The Toronto-Dominion Bank.